



# Tyche Industries Limited

To

28<sup>th</sup> May, 2024

The Corporate Relations Department  
Bombay Stock Exchange  
Phiroze Jeejeebhoy Towers  
Dalal Street  
Mumbai - 400 001

Dear Sir,

Scrip Code: 532384

Sub: Outcome of Board Meeting held on 28<sup>th</sup> May, 2024

Ref: Regulation 33 read with Regulation 30 of Securities and Exchange Board of India (Listing Obligations and Disclosure Requirements) Regulations, 2015 ("Listing Regulations" or "SEBI (LODR) Reg., 2015") as amended from time to time.

With reference to the above cited subject, we wish to inform you that the Board of Directors of the Company in their meeting held on today i.e. Tuesday 28<sup>th</sup> May, 2024, has inter-alia considered and approved

1. The Audited Financial Results of the Company pursuant to Regulation 33 (Listing Obligation and Disclosure Requirements), 2015 for the Quarter and Year ended 31<sup>st</sup> March, 2024.

A copy of the Audited Financial Results for the Quarter and Year ended 31<sup>st</sup> March, 2024 and Auditors Report thereon are enclosed for your reference.

2. Recommendation of final Dividend @ 25% on the fully paid-up Equity Share Capital of the Company i.e., Rs.2.50 per each fully paid equity shares subject to the approval of members in the ensuing Annual General Meeting.
3. Independent Auditors Report issued by the statutory Auditors with modified opinion given in statement on Impact of Audit qualifications pursuant to Regulation 33(3)d of the listing regulations is also enclosed herewith as Annexure-1
4. Re-appointment of Mr. Sativada Venkat Rao, Cost Accountant, Hyderabad (Registration No. 100340) the cost Auditor of the Company for the Financial Year 2024-25.
5. Re-Appointment of Mrs. D Renuka, (Membership No. 11963), Company Secretary in practise (CP No. 3460), as Secretarial Auditor of the Company for the Financial Year 2024-25.

Regd. Office : H.No. C 21/A, Road No. 9, Film Nagar, Jubilee Hills, Hyderabad - 500 096.

Tel: +91-40-2354 1688, Fax: +91-40-2354 0933, E-mail : info@tycheindustries.net

Factory : Door No. 6-223, Sarpavaram, Kakinada, East Godavari Dist.

CIN:L72200TG1998PLC029809





# Tyche Industries Limited

6. Re- Appointment of M/S K SRINIVAS & ASSOCIATES, Chartered Accountants (having FRN: 022462S) as Internal Auditor of the Company for the Financial Year 2024-25.

The details required as per SEBI circular SEBI/HO/CFD/CFD-PoD-1/P/CIR/2023/123 dated July 13, 2023, for the above point nos. 4 to 6, are enclosed herewith as Annexure-A.

The Meeting of Board of Directors commenced at 15.30 P.M and concluded at 23.55 P.M

Please take the Information on record and acknowledge the receipt of the same.

Thanking You,

Yours Truly,  
For Tyche Industries Limited

**Pradosh Ranjan Jena**  
(Company Secretary & Compliance Officer)  
M.No. 69364



**Regd. Office :** H.No. C 21/A, Road No. 9, Film Nagar, Jubilee Hills, Hyderabad - 500 096.

Tel: +91-40-2354 1688, Fax: +91-40-2354 0933, E-mail : [info@tycheindustries.net](mailto:info@tycheindustries.net)

**Factory :** Door No. 6-223, Sarpavaram, Kakinada, East Godavari Dist.

CIN:L72200TG1998PLC029809

[www.tycheindustries.net](http://www.tycheindustries.net)





# Tyche Industries Limited

| TYCHE INDUSTRIES LTD   |  |                       |                         |                       |                       |
|--|--|-----------------------|-------------------------|-----------------------|-----------------------|
| Registered Office : C-21/A, Road No 9, Film Nagar, Jubilee Hills, Hyderabad - 500096                           |  |                       |                         |                       |                       |
| CIN L72200TG1998PLC029809, Ph 040-23541688, E-mail: info@tycheindustries.net, website: www.tycheindustries.net |  |                       |                         |                       |                       |
| STATEMENT OF AUDITED FINANCIAL RESULTS FOR THE QUARTER AND YEAR ENDED MARCH 31, 2024                           |  |                       |                         |                       |                       |
| PART - I   |  |                       |                         |                       |                       |
| Sl.No  | PARTICULARS  | Quarter Ended         |                         |                       | Year Ended            |
|  |  | 31-03-2024<br>Audited | 31-12-2023<br>UnAudited | 31-03-2023<br>Audited | 31-03-2024<br>Audited |
| 1  | <b>Income</b>  |                       |                         |                       |                       |
|  | a) Revenue from Operations   | 1,419.64              | 2222.49                 | 2,528.79              | 6,950.97              |
|  | b) Other operating Income  | -                     | 0                       | -                     | -                     |
|  | Total Operating Income   | 1,419.64              | 2222.49                 | 2,528.79              | 6,950.97              |
|  | c) Other Income  | 159.46                | 151.29                  | 91.98                 | 592.37                |
|  | <b>Total Income</b>  | <b>1,579.09</b>       | <b>2373.78</b>          | <b>2,620.77</b>       | <b>7,543.33</b>       |
| 2  | <b>Expenses</b>  |                       |                         |                       |                       |
|  | a) Cost of Materials Consumed  | 577.75                | 812.56                  | 1,010.02              | 2,797.16              |
|  | b) Purchases of Stock - in - trade   | -                     | 0                       | -                     | -                     |
|  | c) Changes in inventories of finished goods, Work-in-progress and Stock - in - trade | (89.91)               | 92.96                   | 255.48                | 120.89                |
|  | d) Employee benefit expenses   | 253.88                | 283.39                  | 275.04                | 947.76                |
|  | e) Finance Costs   | 0.01                  | 0.09                    | 0.01                  | 0.15                  |
|  | f) Depreciation and amortisation expenses  | 53.70                 | 47.0                    | 47.56                 | 194.10                |
|  | g) Other Expenses  | 489.97                | 550.38                  | 472.34                | 1,820.42              |
|  | <b>Total Expenses</b>  | <b>1,285.41</b>       | <b>1787.28</b>          | <b>2,060.44</b>       | <b>5,880.49</b>       |
| 3  | <b>Profit/(Loss) before exceptional items and Tax</b>                                | <b>293.69</b>         | <b>586.51</b>           | <b>562.33</b>         | <b>1,662.85</b>       |
| 4  | <b>Exceptional Items</b>   | -                     | -                       | -                     | -                     |
| 5  | <b>Profit/(Loss) before Tax</b>  | <b>293.69</b>         | <b>586.51</b>           | <b>562.33</b>         | <b>1,662.85</b>       |
| 6  | <b>Tax Expenses- Current Tax</b>   | <b>83.67</b>          | <b>160.37</b>           | <b>156.66</b>         | <b>445.92</b>         |
|  | Deferred Tax   | (0.13)                | (2.58)                  | (4.74)                | (7.33)                |
|  | <b>Total Tax Expenses</b>  | <b>83.53</b>          | <b>157.79</b>           | <b>151.92</b>         | <b>438.58</b>         |
| 7  | <b>Net Profit/(Loss) after tax</b>   | <b>210.16</b>         | <b>428.72</b>           | <b>410.41</b>         | <b>1,224.26</b>       |
| 8  | <b>Other Comprehensive Income/(Loss) for the period / year</b>                       |                       |                         |                       |                       |
|  | a) i) Items that will not be reclassified to profit or loss                          | (23.51)               | -                       | (13.16)               | (23.51)               |
|  | ii) Income tax on items that will not be reclassified to profit or loss              | 5.92                  | -                       | 3.31                  | 5.92                  |
|  | b) i) Items that will be reclassified to profit or loss                              | -                     | -                       | -                     | -                     |
|  | ii) Income tax on items that will be reclassified to profit or loss                  | -                     | -                       | -                     | -                     |
|  | <b>Total other comprehensive income/(loss) for the period / year</b>                 | <b>(17.59)</b>        | <b>-</b>                | <b>(9.85)</b>         | <b>(17.59)</b>        |
| 9  | <b>Total Comprehensive Income/( Loss) for the period / Year</b>                      | <b>192.55</b>         | <b>428.72</b>           | <b>400.56</b>         | <b>1,206.67</b>       |
| 10   | <b>Paid up Equity Share Capital (Face value of Rs. 10/- per share)</b>               | <b>1,024.53</b>       | <b>1,024.53</b>         | <b>1,024.53</b>       | <b>1,024.53</b>       |
| 11   | <b>Other Equity</b>  | -                     | -                       | -                     | 11,648.98             |
| 12   | <b>Earnings per share (Not Annualised) (Face Value Rs. 10)</b>                       |                       |                         |                       |                       |
|  | Basic  | 1.88                  | 4.18                    | 3.91                  | 11.78                 |
|  | Diluted  | 1.88                  | 4.18                    | 3.91                  | 11.78                 |

## NOTES:

- The above Audited Results for the quarter and year ended Mar 31, 2024, are prepared in accordance with Indian Accounting Standards ("Ind AS") prescribed under Section 133 of the Companies Act 2013 read with the relevant rules thereunder (as amended) and in terms of Regulation 33 of the SEBI (Listing Obligations and Disclosure Requirements) Regulations, 2015 as amended. The same were reviewed by the Audit Committee and have been approved and taken record by the Board of Directors at its meeting held on 28th May 2024. The statutory auditors have issued unmodified audit report on these results.
- 1 Results are available at the company's website 'www.tycheindustries.net' and also at BSE web site 'www.bseindia.com'.
- 2 The Board of Directors of the Company have recommended a final dividend of Re. 2.50/- per equity share of face value Re. 10 each for the financial year ended 31 March 2024, subject to the approval of the Shareholders of the Company at the ensuing Annual General Meeting.
- 3 The Company operates exclusively in one reportable business segment i.e. 'Pharmaceuticals'.
- 4 Sales of year ended includes exports sales of Rs 4662.95 lakhs.
- 5 Figures for the quarter ended 31.03.2024 and corresponding quarter ended 31.03.2023 are the balancing figures between audited figures in respect of the full financial year and the unaudited published year-to-date figures upto the third quarter of the respective financial years.
- 6 Figures of previous period have been re-arranged/re-grouped wherever necessary to correspond with the figures of the current period.

Place Hyderabad  
Date: 28/05/2024

Signed for identification purpose only  
Chartered Accountants  
Hyderabad

For and on behalf of Board of Directors  
Tyche Industries Limited

G. Ganesh Kumar  
(Managing Director)

Regd. Office : H.No. C-21/A, Road No. 9, Film Nagar, Jubilee Hills, Hyderabad - 500 096.  
Tel: +91-40-2354 1688, Fax: +91-40-2354 0933, E-mail : info@tycheindustries.net  
Factory : Door No. 6-223, Sarpavaram, Kakinada, East Godavari Dist.

CIN:L72200TG1998PLC029809

www.tycheindustries.net

| PART I –BALANCE SHEET  |                             |                             |
|--|-----------------------------|-----------------------------|
| Name of the Company: TYCHE INDUSTRIES LIMITED  |                             |                             |
| Balance Sheet as at 31.03.2024   |                             |                             |
|  | INR (In Lakhs)              |                             |
| Particulars  | Figures as at<br>31.03.2024 | Figures as at<br>31.03.2023 |
| <b>ASSETS</b>  |                             |                             |
| <b>Non- Current Assets</b>   |                             |                             |
| (a) Property Plant and Equipment   | 1,790.18                    | 1,661.09                    |
| (b) Capital Work-in-Progress   | -                           | -                           |
| (c) Financial Assets   |                             |                             |
| (i) Investments  | -                           | -                           |
| (ii) Other Financial Assets  | 373.31                      | 585.35                      |
| (d) Other Non-Current Assets   | 221.47                      | 180.94                      |
| <b>Total - Non-Current Assets (A)</b>  | <b>2,384.95</b>             | <b>2,427.38</b>             |
| <b>Current Assets</b>  |                             |                             |
| (a) Inventories  | 1,255.62                    | 1,796.98                    |
| (b) Financial Assets   |                             |                             |
| (i) Trade receivables  | 1,911.99                    | 2,207.78                    |
| (ii) Cash and cash equivalents   | 397.15                      | 671.94                      |
| (iii) Bank balances other than cash and cash equivalents                                 | 7,492.28                    | 6,256.51                    |
| (c) Other current assets   | 247.93                      | 311.06                      |
| <b>Total - Current Assets (B)</b>  | <b>11,304.97</b>            | <b>11,244.27</b>            |
| <b>Total Assets [(A) + (B)]</b>  | <b>13,689.92</b>            | <b>13,670.65</b>            |
| <b>EQUITY AND LIABILITIES</b>  |                             |                             |
| <b>Equity</b>  |                             |                             |
| (a) Equity Share capital   | 1,024.53                    | 1,024.53                    |
| (b) Other Equity   | 11,648.98                   | 10,650.88                   |
| <b>Total - Equity (A)</b>  | <b>12,673.51</b>            | <b>11,675.42</b>            |
| <b>Liabilities</b>   |                             |                             |
| <b>Non-Current Liabilities</b>   |                             |                             |
| (a) Financial liabilities  |                             |                             |
| (i) Long term Borrowings   | -                           | -                           |
| (ii) Trade Payables  | -                           | -                           |
| (b) Deferred tax liabilities (Net)   | 116.77                      | 124.10                      |
| (c) Provisions   | 231.65                      | 214.86                      |
| <b>Total - Non-Current Liabilities (B)</b>   | <b>348.42</b>               | <b>338.96</b>               |
| <b>Current Liabilities</b>   |                             |                             |
| (a) Financial Liabilities  |                             |                             |
| (i) Trade payables   |                             |                             |
| – total outstanding dues of micro enterprises and small enterprises                      | 32.53                       | 54.30                       |
| – total outstanding dues of creditors other than micro enterprises and small enterprises | 349.86                      | 1,183.89                    |
| (ii) Other Financial Liabilities   | 61.48                       | 98.64                       |
| (b) Other current liabilities  | 97.19                       | 187.00                      |
| (c) Provisions   | 48.42                       | 73.60                       |
| (d) Current tax liabilities (net)  | 80.02                       | 59.84                       |
| <b>Total - Current Liabilities (C)</b>   | <b>667.99</b>               | <b>1,657.27</b>             |
| <b>Total Equity and Liabilities [(A) + (B) + (C)]</b>                                    | <b>13,689.92</b>            | <b>13,670.65</b>            |

Signed for identification  
purpose only



**TYCHE INDUSTRIES LIMITED**  
**CASH FLOW STATEMENT FOR THE YEAR ENDED 31ST MARCH 2024**

| Particulars  | (Rs. in Lakhs)           |                          |
|--|--------------------------|--------------------------|
|  | Year Ended<br>31-03-2024 | Year Ended<br>31-03-2023 |
| <b>Cash flow from Operating activities</b>                         |                          |                          |
| Net Profit/(loss) before taxation and adjustments                  | 1,639.34                 | 1,895.26                 |
| Adjustment in Depreciation   | 194.10                   | 177.34                   |
| Adjustment in Provision for Taxes                                  | (440.00)                 | (500.00)                 |
| Adjustment for taxes paid  | (3.76)                   | (0.18)                   |
| Adjustment for interest received                                   | (505.23)                 | (369.45)                 |
| Adjustment for profit and loss from operations                     | (754.89)                 | (692.29)                 |
| <b>Operating profit/loss before changes working capital</b>        | <b>884.45</b>            | <b>1202.97</b>           |
| <b>Changes in Working capital</b>                                  |                          |                          |
| Changes in current assets loans and advances                       |                          |                          |
| Changes in Inventories   | 541.35                   | (672.67)                 |
| Changes in Trade receivables                                       | 295.80                   | (565.60)                 |
| Changes in other current assets                                    | 63.14                    | (63.36)                  |
| Changes in Non current Financial assets & Other Non Current Assets | (40.77)                  | 1.31                     |
| <b>Changes in current assets loans advances</b>                    | <b>859.51</b>            | <b>(1,300.32)</b>        |
| Changes in current liabilities, provisions                         |                          |                          |
| Changes in trade payables  | (855.30)                 | 648.42                   |
| Changes in other Financial Liabilities                             | (37.15)                  | 19.36                    |
| Changes in other liabilities                                       | (89.81)                  | (24.25)                  |
| Changes in provisions  | (7.01)                   | 68.08                    |
| Changes in current liabilities & provisions                        | 16.79                    | 29.08                    |
| <b>Changes current liabilities, provisions</b>                     | <b>(972.49)</b>          | <b>740.69</b>            |
| <b>Changes in working capital</b>                                  | <b>(112.98)</b>          | <b>(569.63)</b>          |
| <b>Net Cash Flow used in operating activities</b>                  | <b>771.47</b>            | <b>643.34</b>            |
| <b>Cash Flow used in Investing activities</b>                      |                          |                          |
| Purchase tangible fixed assets                                     | (323.24)                 | (175.22)                 |
| Proceeds from interest bank deposits                               | 505.23                   | 369.45                   |
| Investment in Bank Deposits(maturity of more than 1 year)          | 212.35                   | (506.68)                 |
| <b>Net Cash Flow used in Investing activities</b>                  | <b>394.34</b>            | <b>(312.45)</b>          |
| <b>Cash Flow from used in Financing activities</b>                 |                          |                          |
| Dividend on equity shares paid                                     | (204.81)                 | (153.61)                 |
| <b>Net cash flow from used in Financing activities</b>             | <b>(204.81)</b>          | <b>(153.61)</b>          |
| <b>Net Increase(decrease) in Cash and Cash equivalents</b>         | <b>961.00</b>            | <b>177.28</b>            |
| Cash and Cash equivalents at the beginning of the Year             | 6,928.44                 | 6,751.15                 |
| <b>Cash and Cash equivalents Including Bank Deposits</b>           | <b>7,889.44</b>          | <b>6,928.44</b>          |

Note: 1. The Cash Flow statement has been prepared under the "Indirect Method as set out in Ind As7; Statement of Cash Flows"  
2. The Previous Figures have been Regrouped wherever necessary in order to conform to this year's presentation

*Signed for identification  
purpose only*







**P.S.N. RAVISHANKER & ASSOCIATES**  
**Chartered Accountants**

Flat No. 205, 2<sup>nd</sup> Floor,  
B-Block, Kushal Towers,  
D.No. 6-2-975, Khairatabad,  
Hyderabad-500004, Telangana.  
Phone: 040-23320558 / 23393381  
E-mail: psnra@yahoo.com

**INDEPENDENT AUDITOR'S REPORT ON THE ANNUAL FINANCIAL RESULTS  
AND REVIEW OF QUARTERLY FINANCIAL RESULTS OF THE COMPANY  
PURSUANT TO THE REGULATION 33 OF THE SEBI (LISTING OBLIGATIONS  
AND DISCLOSURE REQUIREMENT) REGULATIONS, 2015, AS AMENDED :**

To  
The Board of Directors,  
Tyche Industries Limited.

We have audited the annual financial results of Tyche Industries Limited (hereinafter referred to as the "Company") for the year ended March 31, 2024 ("Statement"), which includes the Statement of assets and liabilities and the Statement of cash flows as at March 31, 2024 and the Income Statement for the year ended on that date, attached herewith, and unaudited financial results for the quarter ended March 31, 2024 being submitted by the Company pursuant to the requirement of Regulation 33 of the SEBI (Listing Obligations and Disclosure Requirements) Regulations, 2015, ("Listing Regulations").

**OPINION ON ANNUAL FINANCIAL RESULTS :**

- (a) In our opinion and to the best of our information and according to the explanations given to us, the financial results for the year ended March 31, 2024 :
- (i) are presented in accordance with the requirements of Regulation 33 of the SEBI (Listing Obligations and Disclosure Requirements) Regulations, 2015 as amended; and
  - (ii) subject to the qualification matter paragraph hereunder, give a true and fair view in conformity with the applicable Accounting Standards prescribed under Section 133 of the Companies Act, 2013 (the "Act") and other accounting principles generally accepted in India, of net profit and other comprehensive income and other financial information of the Company for the Quarter ended March 31, 2024 and the year ended March 31, 2024.



**BASIS FOR OPINION ON FINANCIAL RESULTS FOR THE YEAR ENDED MARCH 31, 2024:**

We conducted our audit in accordance with the Standards on Auditing (SAs) specified under Section 143(10) of the Act and other applicable authoritative pronouncements issued by the Institute of Chartered Accountants of India. Our responsibilities under those Standards are further described in the 'Auditor's Responsibilities for the Audit of the Financial Results' section of our report. We are independent of the Company in accordance with the Code of Ethics issued by the Institute of Chartered Accountants of India together with the ethical requirements that are relevant to our audit of the financial statements under the provisions of the Act and the Rules thereunder, and we have fulfilled our other ethical responsibilities in accordance with these requirements and the Code of Ethics. We believe that the audit evidence obtained by us is sufficient and appropriate to provide a basis for our audit opinion.

**QUALIFICATION MATTER PARAGRAPH:**

During the year under report, certain sales are made by the company on or before 31st March, 2024 for which control over the goods has not been passed on to the respective customers though dispatches were made on or before the aforesaid date and the same is not in accordance with Ind-AS 115 on Income Recognition. The impact on this account on Net Profit after tax for the year ended 31.03.2024 and reserves and surplus under Balance sheet have been overstated by Rs.61.28 Lakhs and the net turnover for the year ended 31.03.2024 have been overstated by Rs.170.96 Lakhs.

Our Opinion is qualified in respect of the above said matter(s).

**MANAGEMENT'S RESPONSIBILITIES FOR THE FINANCIAL RESULTS**

The statement which includes Financial Results has been prepared on the basis of the Annual Financial Statements. The Company's Board of Directors are responsible for the preparation and presentation of the Statement that give a true and fair view of the net profit and other comprehensive income and other financial information of the Company and the statement of assets and liabilities and the statement of cash flows in accordance with the recognition and measurement principles laid down in the Indian Accounting Standards prescribed under Section 133 of the Act read with relevant rules issued thereunder and other accounting principles generally accepted in India and in compliance with Regulation 33 of the Listing Regulations. The Board of Directors of the Company are responsible for maintenance of adequate accounting records in accordance with the provisions of the Act for safeguarding of the assets of the Company and for preventing and detecting frauds and other irregularities; selection and application of appropriate accounting policies; making judgments and estimates that are reasonable and prudent; and the design, implementation and maintenance of adequate internal financial controls, that were operating effectively for ensuring accuracy and completeness of the accounting records, relevant to the preparation and presentation of the financial statements that give a true and fair view and are free from material misstatement, whether due to fraud or error.





In preparing the Statement, the Board of Directors of the Company are responsible for assessing the ability of the Company to continue as a going concern, disclosing, as applicable, matters related to going concern and using the going concern basis of accounting unless the Board of Directors either intends to liquidate the Company or to cease operations, or has no realistic alternative but to do so.

The Board of Directors of the Company are responsible for overseeing the financial reporting process of the Company.

#### **AUDITOR'S RESPONSIBILITIES FOR THE AUDIT OF THE FINANCIAL RESULTS**

Our objectives are to obtain reasonable assurance about whether the financial results as a whole are free from material misstatement, whether due to fraud or error, and to issue an auditor's report that includes our opinion. Reasonable assurance is a high level of assurance, but is not a guarantee that an audit conducted in accordance with SAs will always detect a material misstatement when it exists. Misstatements can arise from fraud or error and are considered material if, individually or in the aggregate, they could reasonably be expected to influence the economic decisions of users taken on the basis of the Statements.

As part of an audit in accordance with SAs, we exercise professional judgment and maintain professional skepticism throughout the audit. We also:

- Identify and assess the risks of material misstatement of the Statement, whether due to fraud or error, design and perform audit procedures responsive to those risks, and obtain audit evidence that is sufficient and appropriate to provide a basis for our opinion. The risk of not detecting a material misstatement resulting from fraud is higher than for one resulting from error, as fraud may involve collusion, forgery, intentional omissions, misrepresentations, or the override of internal control.
- Obtain an understanding of internal control relevant to the audit in order to design audit procedures that are appropriate in the circumstances. Under Section 143(3)(i) of the Act, we are also responsible for expressing our opinion on whether the company has adequate internal financial controls with reference to financial statements in place and the operating effectiveness of such controls.
- Evaluate the appropriateness of accounting policies used and the reasonableness of accounting estimates and related disclosures made by the Board of Directors.





- Conclude on the appropriateness of the Board of Directors use of the going concern basis of accounting and, based on the audit evidence obtained, whether a material uncertainty exists related to events or conditions that may cast significant doubt on the ability of the Company to continue as a going concern. If we conclude that a material uncertainty exists, we are required to draw attention in our auditor's report to the related disclosures in the financial results or, if such disclosures are inadequate, to modify our opinion. Our conclusions are based on the audit evidence obtained up to the date of our auditor's report. However, future events or conditions may cause the Company to cease to continue as a going concern.
- Evaluate the overall presentation, structure and content of the financial results, including the disclosures, and whether the financial results represent the underlying transactions and events in a manner that achieves fair presentation.

We communicate with those charged with governance regarding, among other matters, the planned scope and timing of the audit and significant audit findings, including significant deficiencies in internal control that we identify during our audit.

We also provide those charged with governance with a statement that we have complied with relevant ethical requirements regarding independence, and to communicate with them all relationships and other matters that may reasonably be thought to bear on our independence, and where applicable, related safeguards.

#### OTHER MATTERS

The Statement include the results for the quarter ended March 31, 2024 being the balancing figures between the audited figures in respect of the full financial year ended March 31, 2024 and the published unaudited year to date figures up to the third quarter of the current financial year, which were subjected to limited review by us, as required under the listing regulations.

The annual financial results dealt with by this report has been prepared for the express purpose of filing with stock exchange on which company's shares are listed.

For P.S.N RAVISHANKER & ASSOCIATES

Chartered Accountants

FRN : 003228S



(P. RAVI SHANKER)

Partner

Membership No.025288

UDIN : 24025288BKFSGA9209

Place: Hyderabad,  
Date : 28-05-2024.

**Annexure-1**

**Statement on Impact of Audit Qualifications (for Audit Report with modified opinion) submitted along with Audited Financial Results - (Standalone) submitted by Tyche Industries Limited (CIN: L72200TG1998PLC029809).**

| Lakhs  |   | Amount Rs. In   |  |
|--------|---|---|--|
| S. No. | Particulars   | Audited Figures (as reported before adjusting for qualifications) | Adjusted Figures(audited figures after adjusting for qualifications) |
| 1.     | Turnover/ Total Income  | 7543.33   | 7372.37  |
| 2.     | Total Expenditure   | 5880.49   | 5880.49  |
| 3.     | Net Profit (excluding Extra-Ordinary item)                        | 1662.85   | 1601.57  |
| 4.     | Earnings Per Share(Amount in Rs. Only)                            | 11.78   | 11.18  |
| 5.     | Total Assets  | 13689.92  | 13628.64   |
| 6.     | Total Liabilities   | 13689.92  | 13628.64   |
| 7.     | Net Worth   | 10636.98  | 10636.98   |
| 8.     | Any other financial items (as felt appropriate by the Management) | -   | -  |



*Handwritten signature*

*Handwritten signature*



## Annexure-1

**Statement on Impact of Audit Qualifications (for Audit Report with modified opinion) submitted along with Audited Financial Results - (Standalone) submitted by Tyche Industries Limited (CIN: L72200TG1998PLC029809)**

| S.No | Particulars   | Qualification   |
|------|---|---|
| a.   | Details of Audited Qualification, Qualified Opinion/ Disclaimer of Opinion/ Adverse Opinion   | During the year under report, certain sales are made by the company on or before 31st March, 2024 for which control over the goods has not been passed on to the respective customers though dispatches were made on or before the aforesaid date and the same is not in accordance with Ind-AS 115 on Income Recognition. The impact on this account on Net Profit after tax for the year ended 31.03.2024 and reserves and surplus under Balance sheet have been overstated by Rs.61.28 Lakhs and the net turnover for the year ended 31.03.2024 have been overstated by Rs.170.96 Lakhs. |
| b.   | Type of Audit Qualification Whether appeared first time/repetitive/ since how long continuing   | First time  |
| c.   | Frequency of Qualification  | First time  |
| d.   | For audit qualifications where the impact is quantified by the auditor, Management's view   | NA  |
| e.   | For Audit Qualifications where the impact is not quantified by the auditor  | Sales made at the year end were subsequently shipped and control over goods has been transferred to the respective customers. Management is of the opinion that as the control has been subsequently transferred and sale is completed, accordingly, the revenue and profitability are certain of realization and does not have any impact on revenue and profit of the Company.  |
|      | i. Management estimation on the impact of audit estimation<br><br>ii. Management is unable to estimate the impact reasons for the same: | NA  |
| F.   | Auditors Comment on (i),(ii)  | NA  |


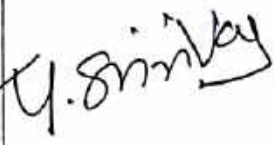




Handwritten signature/initials.

Handwritten signature/initials.





| Signatories   |   |   |   |
|---|---|---|---|
| Managing Director   | CFO   | Audit Committee Chairman  | Statutory Auditor   |
|  |  |  |  |
| DIN: 01009765   |   | DIN: 09054998   |   |





# Tyche Industries Limited

Disclosures as required under Regulation 30 of the SEBI (Listing Obligations and Disclosure Requirements) Regulations, 2015.

## Annexure-A

(Details Pertaining to Appointment/Re-Appointment)

| Particulars   | M/S K Srinivas & Associates, Chartered Accountants (FRN: 022462S)  | D. Renuka (Company Secretary in Practice)   | Sativada Venkat Rao, Cost Accountant in Practice. (FRN: 100340)   |
|---|--|---|---|
| Reason for change   | Re-Appointed as Internal Auditor to comply with the provisions of the Companies Act, 2013 and the requirements under SEBI (Listing Obligations and Disclosure Requirements) Regulations, 2015.   | Re-Appointed as Secretarial Auditor to comply with the provisions of the Companies Act, 2013 and the requirements under SEBI (Listing Obligations and Disclosure Requirements) Regulations, 2015.   | Re-Appointed as Cost Auditor to comply with the provisions of the Companies Act, 2013 and the requirements under SEBI (Listing Obligations and Disclosure Requirements) Regulations, 2015.  |
| Date of Re-appointment (as applicable terms of appointment) | May 28, 2024   | May 28, 2024  | May 28, 2024  |
| Term Of Appointment   | For the Financial Year 2024-25   | For the Financial Year 2024-25  | For the Financial Year 2024-25  |
| Brief Profile (in case of Re-appointment)                   | M/S K Srinivas & Associates, Chartered Accountants (FRN: 022462S) is a professionally managed Hyderabad based Chartered Accountancy partnership firm. The team consists of distinguished chartered accountants, corporate financial advisors and tax consultants. The firm represents a combination of | Mrs. D. Renuka Practicing Company Secretary (CP No. 3460, Membership No. 11963) is registered with the Institute of Company Secretaries of India and holds a valid Peer Review Certificate. The firm is based at Hyderabad and provides advisory and consultancy services under The Companies Act, 2013, SEBI Regulations/Guidelines, FEMA, NBFC and other allied Corporate Laws & Legal Matters. | Mr. Sativada Venkat Rao has extensive experience in the fields of Cost Audits, Cost Compliances, Cost Record maintenance, Cost Consultancy services Corporate Law, Tax Matter, audit and accountancy covering a wide range of sub activities related to the profession. |

Regd. Office : H.No. 9, Film Nagar, Jubilee Hills, Hyderabad - 500 096.

Tel: +91-40-2354 1688, Fax: +91-40-2354 0933, E-mail: info@tycheindustries.net

Factory : Door No. 6-223, Sarpavaram, Kakinada, East Godavari Dist.

CIN:L72200TG1998PLC029809

www.tycheindustries.net





# Tyche Industries Limited

|   |  |                |                |
|---|--|----------------|----------------|
|   | which are geared to offers sound financial advice and personalized proactive services. Those associated with the firm have regular interaction with industry and other professionals which enables the firm to keep pace with contemporary developments and to meet the needs of its clients |                |                |
| Disclosure of relationships between the Directors (in case of Re-appointment) | None   | None           | None           |
| Declaration   | Not Applicable   | Not Applicable | Not Applicable |



Regd. Office : H.No. C 21/A, Road No. 9, Film Nagar, Jubilee Hills, Hyderabad - 500 096.

Tel: +91-40-2354 1688, Fax: +91-40-2354 0933, E-mail : [info@tycheindustries.net](mailto:info@tycheindustries.net)

Factory : Door No. 6-223, Sarpavaram, Kakinada, East Godavari Dist.

CIN:L72200TG1998PLC029809

[www.tycheindustries.net](http://www.tycheindustries.net)